

# MILLARD

CARAVANS



Your ticket to *freedom*



MFLOW



## The trusted name in Australia for over 70 years

### Australian Made · Australian Owned · Australian Tough · For Over 70 years

From humble beginnings in a small factory located in Mortlake, NSW to today, Millard Caravans is one of Australia's most respected and highly regarded caravans with a **proven track record since 1947**. After all this time we're still one of the best caravan manufacturers in Australia, with all Millard Caravans hand-built in our Ingleburn, Sydney factory.

We pride ourselves on **value for money**. We make sure our caravans have everything you need, plus that little extra luxury that you deserve. **Quality** is at the core of everything we do. We only work with the best of the best and source the highest quality materials, finishes and appliances, just for you.

Our **customer service** is what sets us apart. We're always finding ways to put you first and help you to make the best decisions so we can build your dream caravan together. Using **cutting edge manufacturing** technics and materials, our architecturally designed caravans are built to reflect your tastes and the lifestyle you want to live.

## 5 year Structural + 2 year Manufacturing warranty

All Millard Caravans are built to last with a hot dipped galvanised chassis, an Aluminium structural wall frame and full piece composite roof.

This gives you peace of mind in the longevity of the life of your quality-built Millard caravan which is backed by our commitment and promise of a 5 year Structural and 2 year Manufacturing warranty\*.

Millard Caravans are accredited by RVMAP, the official accreditation key of the caravan industry. The RVMAP accreditation key is a symbol of a manufacturer's commitment to consistently build and supply quality products that adhere to all relevant Australian design rules, regulations and standards.

\*Warranty period commences from the date of purchase and is effective for all new caravans built from January 2020 onwards. Terms and Conditions apply.



# MFLOW

## The MFLOW range

The on-road MFLOW is Millard's latest range, designed for families and couples looking for a feature-packed van at an affordable price.

Built with our signature hot-dipped galvanised chassis, single-sheet roof and aluminium frame, the Mflow's uncompromising quality makes it the ultimate companion on your family holidays.

Select upgrades and styling options are available across our standardised couple and bunk models.



MFLOW 17ft 6

# Exterior

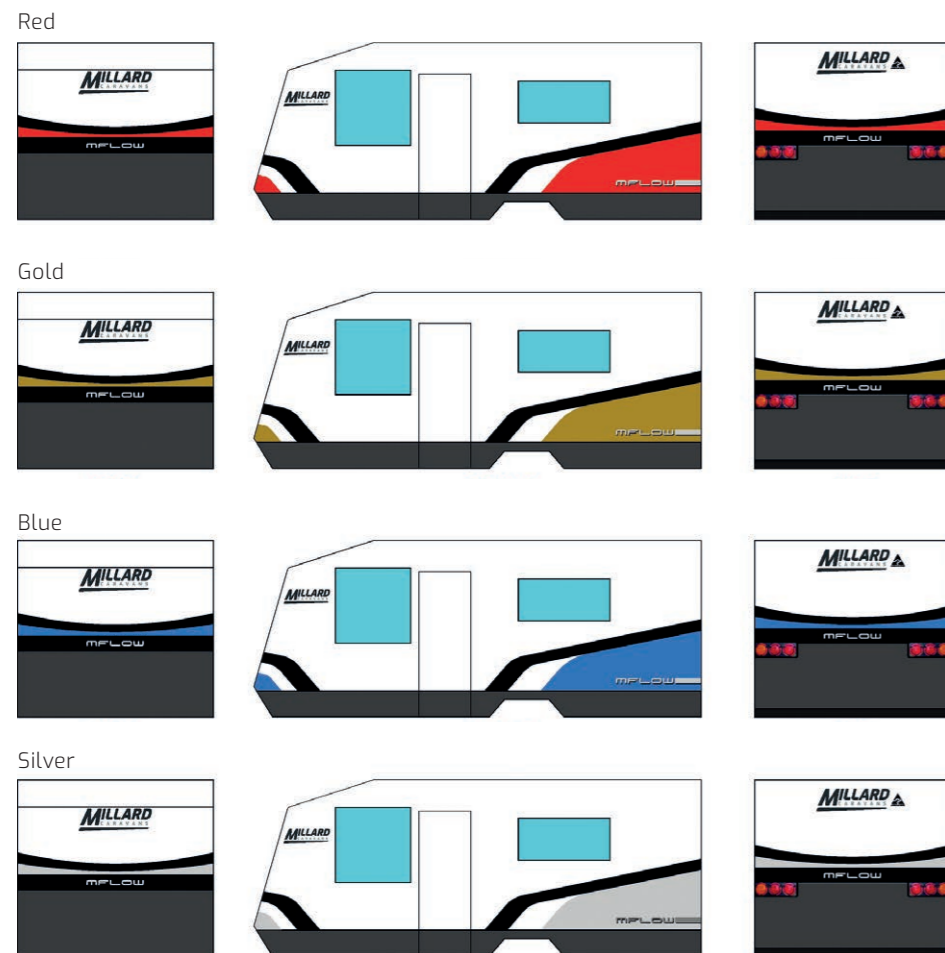
Built with our signature hot-dipped galvanised chassis, single-sheet roof and aluminium frame, the MFLOW can be chosen with either corrugated cladding or white aluminium composite walls. Available in silver or white.

The list of exterior inclusions is endless, with a 160w Solar Panel, External Awning, Power point + TV point all included as standard.

High black checkerplate cladding also comes as standard to protect your investment from the harsh conditions on the road and optional add-ons include toolbox with slider, mesh stoneguard, bike racks, and exterior shower.

For a full list of all standard inclusions and options please view the Specifications list in the back of this brochure.

Exterior decals on all MFLOW models can be selected in one of four specially designed colour schemes.



MFLOW 22ft Double Bunk

# Interior

Millard Caravans feature the latest appliances, durable luxury finishes, CNC cabinetry, and all the modern technology required to ensure the perfect balance of comfort and longevity.


Our interior finishes and colour palettes have been expertly designed to compliment the Australian landscape and to create a timeless, tranquil oasis when on the road.



# Interior Schemes


## Design 1

The perfect blend of greys with white to create a restful retreat




## Design 2

Luxurious creams creating a cosy haven and soothing sanctuary



## Design 5

Timeless colour scheme, creating a harmonious and calm atmosphere



## Design 6

The timber theme creates a natural environment of the outdoors




## Design 3

Warm neutrals to relax or simply free your mind from life's worries




## Design 4

The warm white brings the shared space together, filled with an intimate cosiness




## Design 7

Bold design yet a calming and relaxed space, warm and inviting



## Design 8

Fresh, crisp feel with bold statements of white and grey undertones



Key  
1. Cabinetry Doors Top  
2. Cabinetry Doors Bottom

3. Upholstery PU Leather Option  
4. Upholstery Fabric Option

5. Curtain  
6. Flooring

7. Kitchen & Vanity Splashback  
8. Kitchen & Vanity Benchtop

Note 1. Cabinetry Doors Bottom presets the Fridge/Microwave cabinetry colour.  
Note 2. Cabinetry Doors Top presets the Bedroom cabinetry colour (All doors Top + Bottom).  
Note 3. Cabinetry Doors Top presets the Bathroom Vanity & Overhead cabinetry colour (All doors Top + Bottom).

Colourways: Please note you can mix and match colours from the 8 options. Ideally the recommendations from Millards designer team should be followed. Please note colour variations occur from batch to batch and from the presented images

MFLOW

# Layouts

Choose from our range of value-packed standard layouts designed to accommodate couples and families, and feel free to talk to us about optional upgrades to make the MFLOW your own.

## MFLOW 17ft 6

Centre Door (CD) with L-Lounge



Rear Door (RD) with L-Lounge



Key  
 OHC Overhead cupboard  
 Shower Shower  
 Fridge Fridge  
 MW Microwave  
 WM Robe  
 TV Television  
 Washing Machine

## MFLOW 19ft 6

Centre Door (CD) with Dinette/Café



Rear Door (RD) with Dinette/Café



L-Lounge Option



Key  
 OHC Overhead cupboard  
 Shower Shower  
 Fridge Fridge  
 MW Microwave  
 WM Robe  
 TV Television  
 Washing Machine

# Layouts

Choose from our range of value-packed standard layouts designed to accommodate couples and families, and feel free to talk to us about optional upgrades to make the MFLOW your own.

## MFLOW 21ft 6

Centre Door (CD) with Side Club Lounge



Rear Door (RD) with Side Club Lounge



Dinette/Café Option



Key  
 OHC Overhead cupboard  
 Shower Shower  
 FRIDGE Fridge  
 MW Microwave  
 WM Washing Machine  
 Robe Robe  
 TV Television

## MFLOW 22ft Double Bunk

Centre Door (CD) with L-Lounge



Key  
 OHC Overhead cupboard  
 Shower Shower  
 FRIDGE Fridge  
 MW Microwave  
 WM Washing Machine  
 Robe Robe  
 TV Television



# Specifications

Model	17ft 6	19ft 6	19ft 6	21ft 6	22ft Double Bunk
Door Position	CD or RD	CD	RD	CD or RD	C/D
Seating	L- Lounge	Dinette/Café	Dinette/Café	Side Club Lounge	L- Lounge

Dimensions (MM)					
External length	5475	6075	6075	6675	6835
Internal Length	5350	5950	5950	6550	6710
Total Length includes A frame & Spare Wheel	7460	8060	8255	8490	8820
External width (including Rollup Awning)	2500	2500	2500	2500	2500
Internal width	2285	2285	2285	2285	2285
Internal Height	1985	1985	1985	1985	1985
External Height with AC	2955	2955	2955	2955	2955
A - Frame ( from Chassis)	1720	1720	2015	1720	1720

Weights (kgs)					
Ball Weight	140	200	140	185	205
Tare	2100	2450	2550	2650	2570
ATM (see Note 4)	2500	3500	3500	3500	3500
Carry Load or Payload	400	1050	850	850	930

Indicative weights, subject to change as dependent on the specification and options - See note 2

Construction					
Hot Dip Galvanised Chassis	•	•	•	•	•
Aluminium Wall Frame	•	•	•	•	•
Full Piece Composite Roof	•	•	•	•	•
Insulation to Walls and Ceilings	•	•	•	•	•
Marine Ply Flooring	•	•	•	•	•
Preset Timber Blocks ( Provision for Bike Rack)	•	•	•	•	•
Corrugated Cladding Silver or White	•	•	•	•	•
Aluminium Composite Panel (White)	o	o	o	o	o
Alko Leaf Spring suspension 2.5T	•				
Alko Leaf Spring suspension 3.5T		•	•	•	•

Exterior					
15inch wheels (with 2 inch Raiser) - Black with Inserts	•	•	•	•	•
16inch wheels (with 2inch Raisers) - Black with Inserts	o	o	o	o	o
Black Checker Plate , approx 550mm on sides	•	•	•	•	•
Vinyl Decals Colours: Gold, Red, Blue, Silver	•	•	•	•	•
Black Wheels with colour inserts - Silver, Red, Blue	•	•	•	•	•
2 x 95litre Water Tanks	•	•	•	•	•
Provision for Grey Water Tank	•	•	•	•	•
Grey Water Tank (110 litres)	o	o	o	o	o
Picnic Table	•	•	•	•	•
Mains Tap to A Frame & Mains Pressure	•	•	•	•	•
2 x 9kg Gas Bottles	•	•	•	•	•

Key  
 • Standard  
 o Optional  
 - Not Available

Model	17ft 6	19ft 6	19ft 6	21ft6	22ft Double Bunk
Single Battery - 100AH	•	•	•	•	•
Additional 100AH Battery	o	o	o	o	o
One Solar Panel with Regulator (160watts)	•	•	•	•	•
Additional Solar Panel (160watts)	o	o	o	o	o
External Awning and Annexe Light	•	•	•	•	•
Gas Bayonet	•	•	•	•	•
External Power Point and TV Point	•	•	•	•	•
White Rollformed Cladding	•	•	•	•	•
Aluminium Composite Panel (White)	o	o	o	o	o
External Shower	o	o	o	o	o
External TV Point + Arm+ Locker	o	o	o	o	o
Tool Box with sliders	o	o	o	o	o

Interior					
CNC Cabinetry	•	•	•	•	•
Exclusive Upholstery Designs and Fabrics	•	•	•	•	•
Full Size Queen bed with pillow-top innerspring mattress	•	•	•	•	•
Full Size Bedhead and Map Holder	•	•	•	•	•
Pull Out Foot Rests	•	•	•	•	•
Dometic Ibis 4 Air Conditioner	•	•	•	•	•
Dometic Fridge RMD10.5XS (3 Way Absorption - 175 L Net)	•	•	•	•	•
Recessed Dometic 4 Gas Cooktop with Grill	•	•	•	•	•
Full Dometic Oven with Cooktop and Grill	o	o	o	o	o
Microwave	•	•	•	•	•
Slimline RangeHood	•	•	•	•	•
Qflow Exclusive Front Loader Washing Machine	•	•	•	•	•
Winegard HD Antenna	•	•	•	•	•
24" LED TV	•	•	•	•	•
Additional 24" LED TV	o	o	o	o	o
Sirocco Fans	o	o	o	o	o
Skylight Hatch with LED lighting (450x400mm)	•	-	-	-	-
Skylight Hatch with LED lighting (700x500mm)	-	•	•	•	•
Ensuite -White Round Basin / Chrome fittings	•	•	•	•	•
Tri Fold Dining Table	NA	•	•	NA	NA
Telescopic Dining Table with Tic Cushion	•	o	o	•	•
2 Bathroom Exhaust Hatches	•	•	•	•	•
Sliding door at Ensuite	•	•	•	•	•
Sliding Door at Bedroom	-	-	-	o	-

Family Bunk Van					
Additional Bunk	-	-	-	-	o
Bunk Side : Right *(Far Side/Drivers side)	-	-	-	-	•
Bunk Side : Left Side / Door Side Optional	-	-	-	-	o
External Access Hatch 893x228mm (under 1st Bunk Bed for Double Bunks only)	-	-	-	-	o
Single Beds	o	o	o	-	-

Key  
 • Standard  
 o Optional  
 - Not Available

# Specifications

Model	17ft 6	19ft 6	19ft 6	21ft6	22ft Double Bunk
<b>Safety</b>					
Breakaway Safety System	▪	▪	▪	▪	▪
Fire Extinguisher	▪	▪	▪	▪	▪
Smoke Alarm	▪	▪	▪	▪	▪
Door - External 4 Pin lock with Security Screen	▪	▪	▪	▪	▪
AL-KO ESC (Electronic Stability Control)	o	o	o	o	o
<b>Design</b>					
Fabric/Splash Board, Vanity, Kitchen Bench					
Number of Colour Combinations	8	8	8	8	8
<b>Dining/Seating Configuration</b>					
L- Lounge with one end foot rest and Tic Cushion	▪	o	o	NA	▪
Dinette/Café / Café with End Foot Rests	NA	▪	▪	o	NA
Club Lounge with End Foot Rests & Bed Conversion	NA	NA	NA	▪	NA

**Note 1:**  
Mesh Stone Guard or Tool Box, cannot be a combination unless gas bottles are relocated in the toolbox and the Jockey wheel is located to the side of the A-Frame.

**Note 2:**  
The tow ball and tare weights are only a guide and will change dependent on accessories fitted to your caravan. It is advisable to discuss this with your Millard Caravans Dealer covering your specific requirements. Millard Caravans allows an amount of additional weight (Carrying load or Payload) for each individual unit manufactured above the initial manufactured Tare weight of the unit.

**Note 3:**  
Options are layout dependent and some options are not available on certain models. Please confirm with the dealer.

**Note 4:**  
MFLOW 17ft 6, increase to 16 inch wheels increases the ATM to 2800kgs

Key  
 ▪ Standard  
 o Optional  
 - Not Available

# Optional Extras

Black Pack Option (Inclusions Noted)
Matt Black Kitchen Sink
Matt Black Round Basin
Matt Black Shower Rail and Head
Matt Black Double Towel Rack
Matt Black Tiolet Roll Holder
Black Handles

Internal Options
Additional Bunk
Single Beds (Drop Down Doors under bed and BedSide Drawers)
Pelmets (bedrooms,kitchen and seating windows)
Bunk Van - Upholstered ladder and bunk open side panels
Telescopic Dining Table with Tic Cushion
Sliding Door

Plumbing
Grey Water Tank (110 litres)
Webasto AT2000 Diesel Heater with 12 litre Tank
Truma Vario Gas Heater
Dometic Slide Out Kitchen
Full Cooker-CookTop, Grill and Oven
Non Return Valves at Drainage Points
Truma AquGo HWS
Drink Water Filter
External Shower (Hot and Cold)
Dometic Airtronic D2 Diesel Heater
Swift801Yr Swivel Slide Out BBQ
Truma Combi D6 Diesel Heater WMK Black
Camec 4kg Front Loader Washing Machine including Vanity Change
Camec 240V Dryer - 3.2kgs
Dometic Fridge RUC6408x ( Compressor 188 Litres)

External Options
Bike Rack
D035 Coupling
Mesh/Stone Guard (Note 1)
AL-KO ESC (Electronic Stability Control)
Aluminium Composite Flat Panel (White)
Pressure Hatch / Scupper Vent
893x228mm Access Hatch (under 1st Bunk Bed for Double Bunks only)
Front Window with Cover
Upgrade to 16 Inch Wheels (includes 2 inch raiser)
Tool Box with Sliders
Skylight Hatch with LED Lighting
Underslung Wheel Carrier
Double Bar Rear Bumper Bar

Electrical
Additional Solar Panel and Regulator 160 watts
12V Sirrocco Fans
Additional External Power Point
Additional Internal Double Power Point
External TV Point + Arm + Locker
Additional Battery
Extra Annexe Light
External Bar Light
Anderson Plug
Sphere Satellite System
BM Pro Charging and Monitoring System
Additional Internal TV Point
Additional Internal TV Point + TV + Bracket
Reversing Camera
External Speakers (Pair)

# MILLARD

CARAVANS

3 Heald Rd, Ingleburn  
NSW 2565

02 9829 2055

info@millardrv.com.au

Your ticket to *freedom*

Your Millard Caravans Dealer:

